



Life is better
on a Honda



2022 REBEL 1100/DCT

PERFORMANCE CRUISER

There's a lot to like about cruiser-class motorcycles: the low seat heights, the relaxed riding positions, the easy-to-ride torque their twin-cylinder engines deliver. But when it comes to riding a little faster, that's where most traditional cruisers come up short. But not Honda's radical 2022 Rebel 1100. Because with a Rebel 1100, you're getting a machine that rides like a cruiser in town, yet dials up the power and handling so you'll have plenty of fun on the highway and in the canyons too. And forget about all that chrome-and-fringe and fake cowboy stuff: the Rebel has a fresh, clean, contemporary sense of style. Plus, every Rebel comes equipped with our anti-lock brake system and cruise control. Want options? You can choose between our revolutionary automatic DCT transmission or a conventional six-speed manual. And when it comes to customizing your ride, check out our extensive line of Honda accessories. The 2022 Rebel 1100—embrace the power!

ALWAYS WEAR A HELMET, EYE PROTECTION AND PROTECTIVE CLOTHING. NEVER RIDE AFTER CONSUMING DRUGS OR ALCOHOL, AND NEVER USE THE STREET AS A RACETRACK. Showa® is a registered trademark of Showa Mfg., Inc. Rebel®, Unicam® and Pro-Link® are registered trademarks of Honda Motor Co., Ltd. ©2021 American Honda Motor Co., Inc.








Life is better
on a Honda






2022
REBEL 1100

-  PEARL STALLION BROWN
-  BORDEAUX RED METALLIC
-  METALLIC BLACK

2022
REBEL 1100 DCT



-  PEARL STALLION BROWN
-  BORDEAUX RED METALLIC
-  METALLIC BLACK

FEATURES & BENEFITS



1084cc TWIN-CYLINDER ENGINE

The Rebel 1100 sports an engine that redefines what a modern cruiser can and should be. The parallel-twin design is narrow, and delivers torque everywhere from idle to redline. Proven in our Africa Twin, you'll have plenty of power grunt down low, but the Rebel 1100 cruises easy and revs like nothing else in the class.



CRUISE CONTROL

With a bike like the new Rebel 1100, you're going to want to get out and ride. That's why we've equipped it with cruise control, just like our Gold Wings. Want to kick back and cruise on the open road all weekend long? No problem!



BLACKED-OUT STYLE

Our family of Rebels are blank canvases for your self expression. But unlike the canvas you buy at the art store, they're not boring white. As is, its blacked-out engine pieces, frame, fork and bodywork elements look great during the day and even better at night. We even black-plated the final-drive chain!



LOW SEAT HEIGHT

When it comes to cruisers and seat heights, almost everyone likes them lower. At just 27.5 inches, the Rebel 1100 has one of the lowest seats in anyone's lineup. It's comfortable when you ride, and it makes it easier to flat-foot it at stoplights or in parking lots.



Life is better
on a Honda

2022

REBEL 1100 / DCT



REBEL 1100



REBEL 1100 DCT

ENGINE TYPE	– 1084cc liquid-cooled Unicam® four-stroke 22.5° parallel-twin	1084cc liquid-cooled Unicam four-stroke 22.5° parallel-twin
BORE AND STROKE	– 92mm x 81.5mm	92mm x 81.5mm
COMPRESSION RATIO	– 10.1:1	10.1:1
VALVE TRAIN	– SOHC; four valves	SOHC; four valves
INDUCTION	– PGM-FI electronic fuel injection (Throttle By Wire)	PGM-FI electronic fuel injection (Throttle By Wire)
IGNITION	– Full transistorized ignition	Full transistorized ignition
TRANSMISSION	– Six-speed manual	Six-speed automatic Dual Clutch Transmission
FINAL DRIVE	– #525 O-ring-sealed chain; 16T/42T	#525 O-ring-sealed chain; 16T/42T
FRONT SUSPENSION	– 43mm Showa® telescopic fork; 4.8 inches of travel	43mm Showa telescopic fork; 4.8 inches of travel
REAR SUSPENSION	– Dual Showa shocks with 12.5mm shafts, adjustable preload, and piggyback pressurized reservoirs; 3.7 inches of travel	Dual Showa shocks with 12.5mm shafts, adjustable preload, and piggyback pressurized reservoirs; 3.7 inches of travel
FRONT BRAKE	– Single radial-mounted four-piston caliper with full-floating 330mm disc; ABS	Single radial-mounted four-piston caliper with full-floating 330mm disc; ABS
REAR BRAKE	– Single-caliper 256mm disc; ABS	Single-caliper 256mm disc; ABS
FRONT TIRE	– 130/70-18	130/70-18
REAR TIRE	– 180/65-16	180/65-16
RAKE (CASTER ANGLE)	– 28.0°	28.0°
TRAIL	– 4.3 inches	4.3 inches
WHEELBASE	– 59.8 inches	59.8 inches
SEAT HEIGHT	– 27.5 inches	27.5 inches
FUEL CAPACITY	– 3.6 gallons including 1.1-gallon reserve	3.6 gallons including 1.1-gallon reserve
CURB WEIGHT	– 487 pounds (Includes all standard equipment, required fluids and full tank of fuel—ready to ride)	509 pounds (Includes all standard equipment, required fluids and a full tank of fuel—ready to ride)

One Year Included Transferable, limited warranty

Optional Extended coverage available with a HondaCare Protection Plan®.